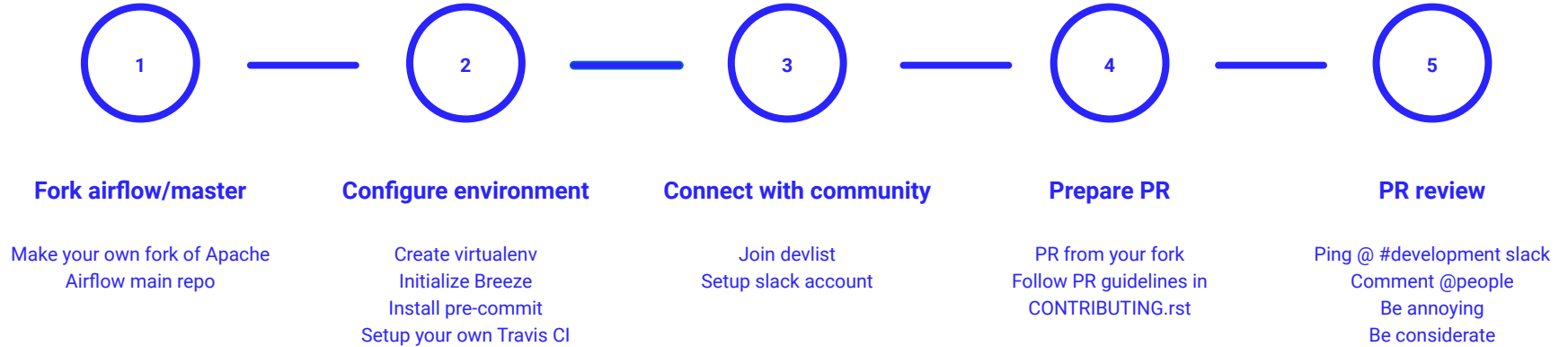


It's a Breeze to Contribute to Airflow

First Time Apache Airflow Contributor's Workshop


How to contribute

How to contribute



GitHub repository

How to contribute

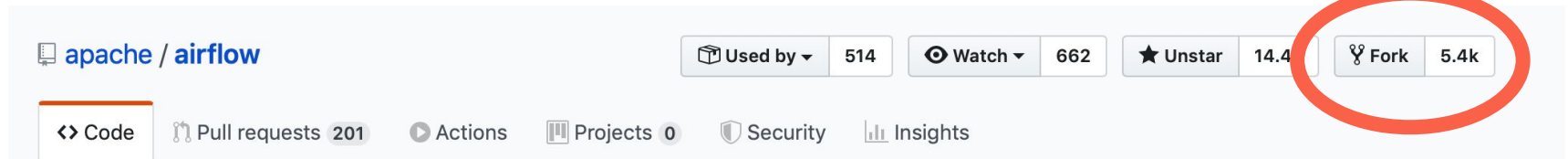


Fork airflow/master

Make your own fork of Apache
Airflow main repo

Fork apache/airflow

- Apache Airflow repository
 - <https://github.com/apache/airflow>
- How to fork
 - <https://help.github.com/en/github/getting-started-with-github/fork-a-repo>



The screenshot shows the GitHub repository page for 'apache / airflow'. The repository name is displayed on the left. On the right side, there are several interactive buttons: 'Used by' (514), 'Watch' (662), 'Unstar' (14.4k), and 'Fork' (5.4k). The 'Fork' button is circled in red. Below these buttons, there are navigation tabs for 'Code', 'Pull requests' (201), 'Actions', 'Projects' (0), 'Security', and 'Insights'.

Apache Airflow <https://airflow.apache.org>

airflow

Development Environment

How to contribute



Fork airflow/master

Make your own fork of Apache
Airflow main repo

Configure environment

Create virtualenv
Initialize Breeze
Install pre-commit
Setup your own Travis CI

Dev environment

- Contributing guide:
 - <https://github.com/apache/airflow/blob/master/CONTRIBUTING.rst>
- Environments:
 - LOCAL https://github.com/apache/airflow/blob/master/LOCAL_VIRTUALENV.rst
 - BREEZE <https://github.com/apache/airflow/blob/master/BREEZE.rst>
- Running tests:
 - <https://github.com/apache/airflow/blob/master/TESTING.rst>
- Statics checks and docs
 - https://github.com/apache/airflow/blob/master/STATICK_CODE_CHECKS.rst

**Connect with
Community**

How to contribute



Fork airflow/master

Make your own fork of Apache
Airflow main repo

Configure environment

Create virtualenv
Initialize Breeze
Install pre-commit
Setup your own Travis CI

Connect with community

Join devlist
Setup slack account

Communication etiquette

- Do not be afraid to ask questions
- We have deeply asynchronous communication - do not expect immediate answers, ping people if you are blocked
- We have #newbie-questions channel in slack as a safe place to ask questions
- You can ask one of the committers to be a mentor for you, they can guide within the community
- You can apply to more structured [Apache Mentoring Programme](#)
- It's your responsibility as an author to take your PR from start-to-end including leading communication in the PR
- It's your responsibility as an author to ping committers to review your PR - be mildly annoying sometimes, it's OK
- We have high-bar set for the code requirements - be considerate to those requirements
- If in doubt - ask community for their opinions and sometimes voting at the devlist
- Discussions should concern subject matters - judge or criticise the merit but never criticise people
- It's OK to express your own emotions while communicating - it helps other people to understand you
- Be considerate for feelings of others.

Connect with people

- **Slack:** ad-hoc discussions/ask questions/is anyone working on it?
<https://apache-airflow-slack.herokuapp.com/>
- **DevList:** important topics
 - Developer's mailing list dev-subscribe@airflow.apache.org
 - Airflow users mailing list: users-subscribe@airflow.apache.org
- Report issues on Apache Airflow Jira:
<https://issues.apache.org/jira/browse/AIRFLOW>
- More resources and links to Airflow related content on the Wiki
<https://cwiki.apache.org/confluence/display/AIRFLOW/Airflow+Links>

Pull Request

How to contribute



Fork airflow/master

Make your own fork of Apache
Airflow main repo

Configure environment

Create virtualenv
Initialize Breeze
Install pre-commit
Setup your own Travis CI

Connect with community

Join devlist
Setup slack account

Prepare PR

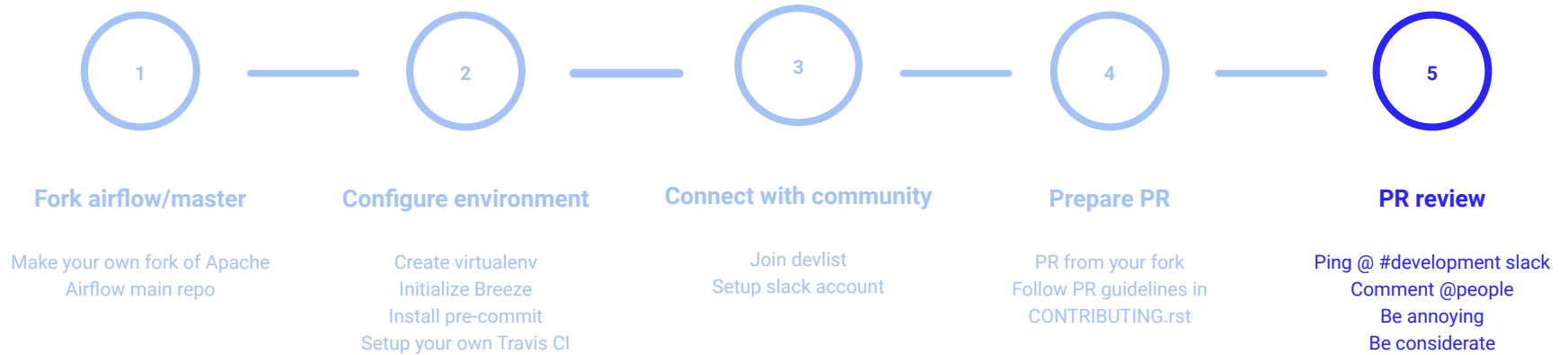
PR from your fork
Follow PR guidelines in
CONTRIBUTING.rst

Prepare PR

- Pull request guidelines
<https://github.com/apache/airflow/blob/master/CONTRIBUTING.rst#pull-request-guidelines>
- Rebase your fork, squash commits, and resolve all conflicts.
- Preface your commit's subject & PR title with **[AIRFLOW-YYYY] COMMIT_MSG** where YYYY is the JIRA number.

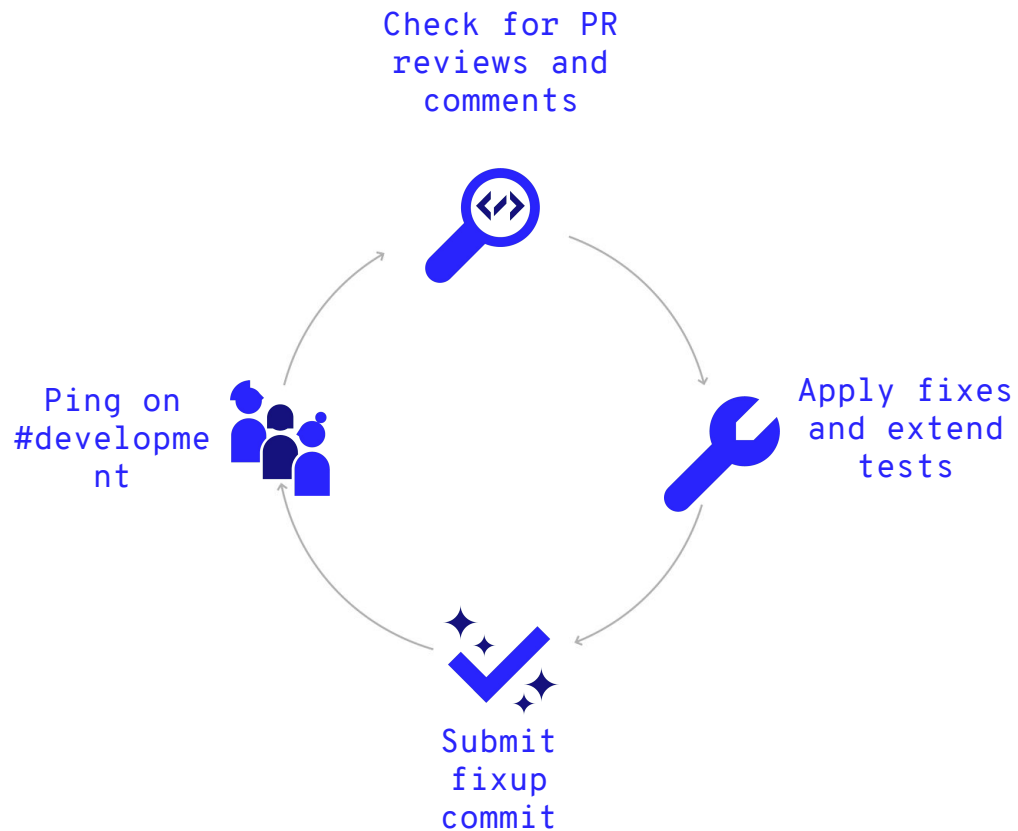
Review process

How to contribute



PR Review

- Be empathic
- Be annoying
- Be cooperative
- Be persistent
- Rebase often to master
- Rinse & repeat



Example first issues

First issues

- Add examples DAGs
 - Redis publish operator
 - SQLite / Postgres operators
- New operators:
 - Redis pull operator
- Fix pylint:
 - `scripts/ci/pylint_todo.txt`
- Simple [or not]:
 - Fix DAG CLI
 - Improve coverage for
`hooks.spanner` | `hooks.cloud_memorystore` | `sensors.gcs`

Thanks!